

# Model year 2022-2024 vehicles

Labor Code: 606515010

**Important:**

This manual is written for professional automotive technicians who have received high voltage training. It is the technician's responsibility to make sure that the vehicle is safe to work on before beginning inspections or repairs, and to perform all work in a safe manner and in a safe work environment. Refer to the [Introduction](#) section for additional important information.

**Potentially Non-Reusable Component(s):**

Part Number	Quantity	Fastener Type
SC00013902-A	2	<a href="#">Prevailing Torque</a>
SC00024067-A	5	<a href="#">Adhesive</a>
One of the following:		
SC00024067-A	2	<a href="#">Adhesive</a>
SC00022900-A	2	<a href="#">Prevailing Torque</a>

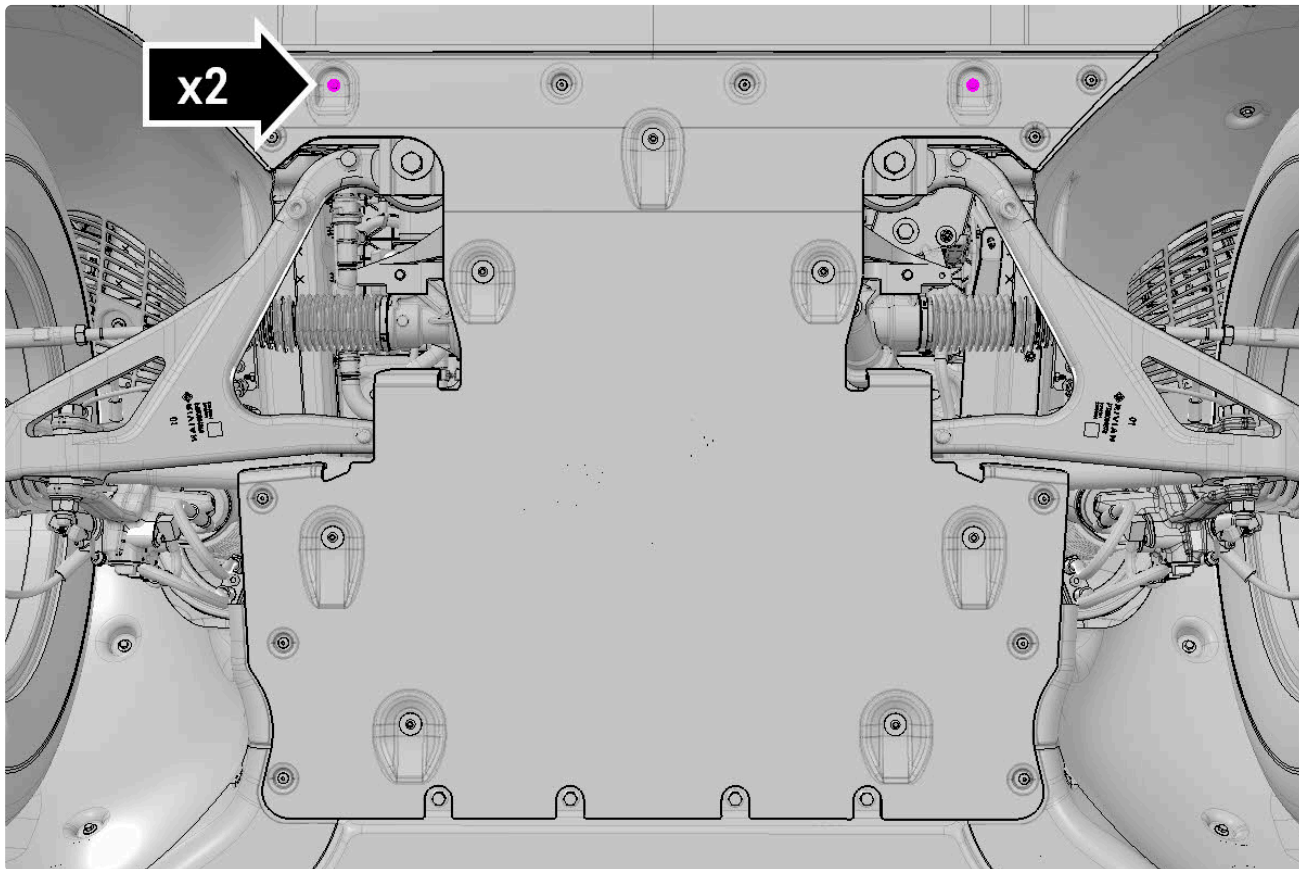
**Torque Specifications:**

Step Number	Torque (Nm)
<a href="#">2</a>	3
<a href="#">3</a>	3
<a href="#">4</a>	9
<a href="#">5</a>	9

## Removal

1. [Raise and Support Vehicle.](#)


2.



**CAUTION:**  
Potentially non-reusable fastener(s).


Torque: 3 Nm

3.



Torque: 3 Nm

4.




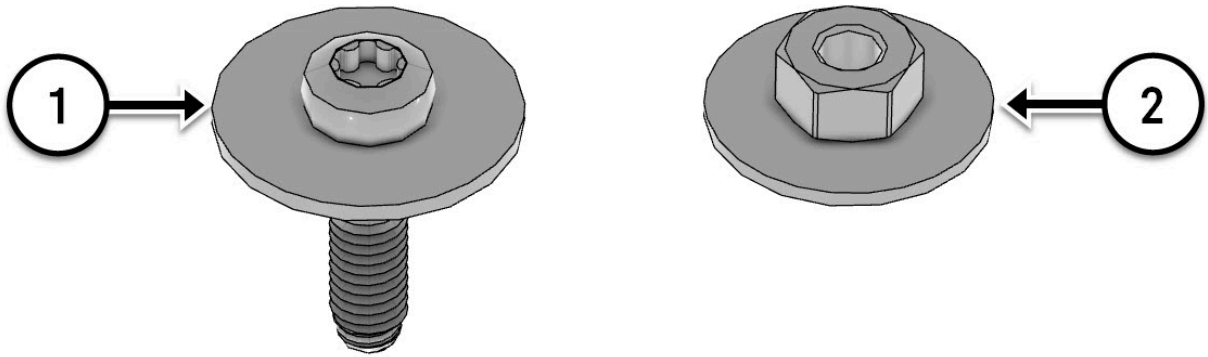
**CAUTION:**

Potentially non-reusable fastener(s).

Torque: 9 Nm

5.






1	Prevailing torque <b>CAUTION:</b> Potentially non-reusable fastener(s).
2	Adhesive <b>CAUTION:</b> Potentially non-reusable fastener(s).

Torque: 9 Nm

6.



## Installation

Installation is the reverse of removal, except for the following:

**CAUTION:**  
 Replace all non-reusable components.